

Programmes and Activities in UK

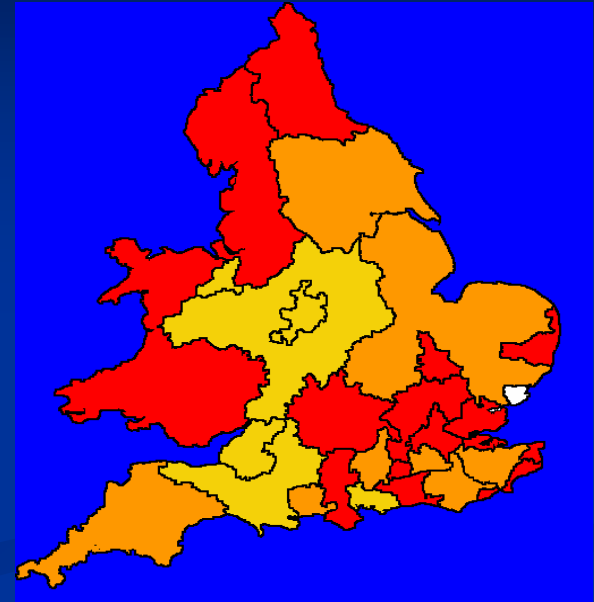
Dave Pearson - Consultant

Structure of water services in UK

- England and Wales
 - 23 Privatised Publicly Quoted Companies
 - Shares traded on stock market
 - Raise capital on the open market
- Scotland
 - Publicly owned business
 - Accountable to Scottish Parliament
 - Capital sanctioned by Scottish Parliament
- Northern Ireland
 - Executive Agency of Department of Regional Development
 - Capital provided by government under Public Borrowing Requirement

■ England and Wales

- Privatised in 1989
- Company own assets
- Some use long term contracts for:-
 - Capital programme delivery
 - Operation of works
- Regulators
 - Economic – Ofwat –
 - Comparative performance and efficiency, price limits
 - Quality – Drinking Water Inspectorate
 - Interprets, guidance, measures performance against EU directives
 - Environmental – Environment Agency
 - Licensing of abstractions, controls discharge consents



■ Scotland

- Assets still vested in public ownership
- Regulators
 - Economic – WIC – looks to England and Wales for comparative efficiency
 - Quality – Water Quality Regulator for Scotland
 - Environmental – Scottish Environmental Protection Agency
- www.scottishwater.co.uk

■ Northern Ireland

- Assets still vested in public ownership
- Regulators
 - None
 - Essentially other government departments
 - Poacher and game keeper
- www.waterni.gov.uk

- History of recent developments in leakage in UK
 - Report 26 Leakage – Policy and Practice (1982)
 - Significant milestone in developing understanding of leakage. Main aspects:-
 - DMAs, pressure management, ELL
 - Managing Leakage (1995)
 - Result of major research programmes across UK. Main aspects:-
 - Comparative performance, pressure management, modelling leakage using component losses methodology (BABE), understanding and interpreting nightlines (plus Allan Lambert)
 - UK Water Industry Research
 - Programmes every year. Example studies:-
 - Pressure, leakage survey practice, natural rate of rise , night use studies

■ Drivers affecting leakage in UK

■ Security of Supply – customer service

■ 1995/96 drought

- Northern England ~1:250yr, hosepipe bans several million homes

■ 2004/05/06 drought

- Southern England, hosepipe bans affecting several million homes

■ Regulatory Driven

■ EU Water Quality Directives

- Rehabilitation – reduction in burst frequency

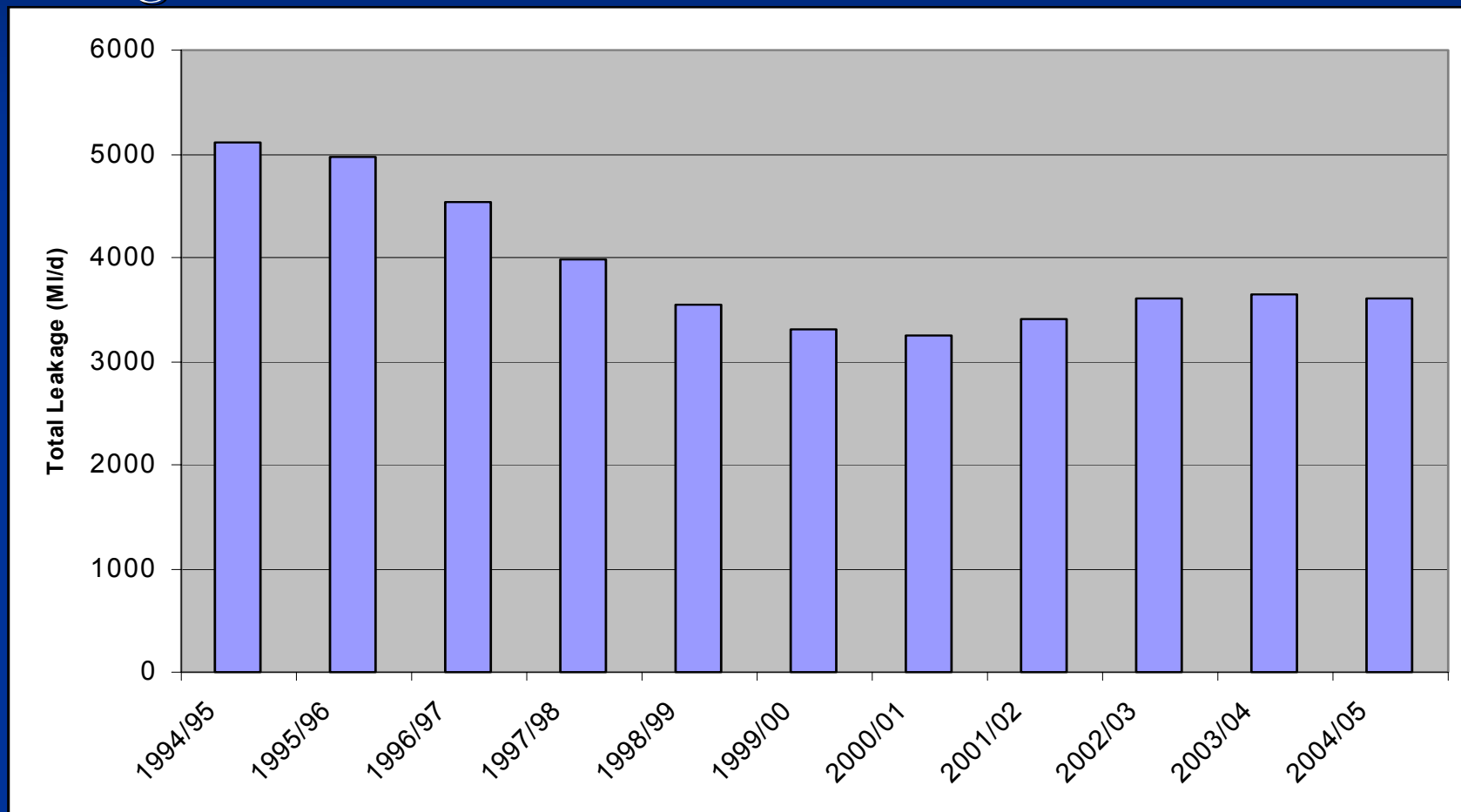
■ Birds and Habitats

- Use of lakes etc

■ Water Framework Directive

- Could impact on existing licensing arrangements

■ England and Wales



■ Current performance in UK

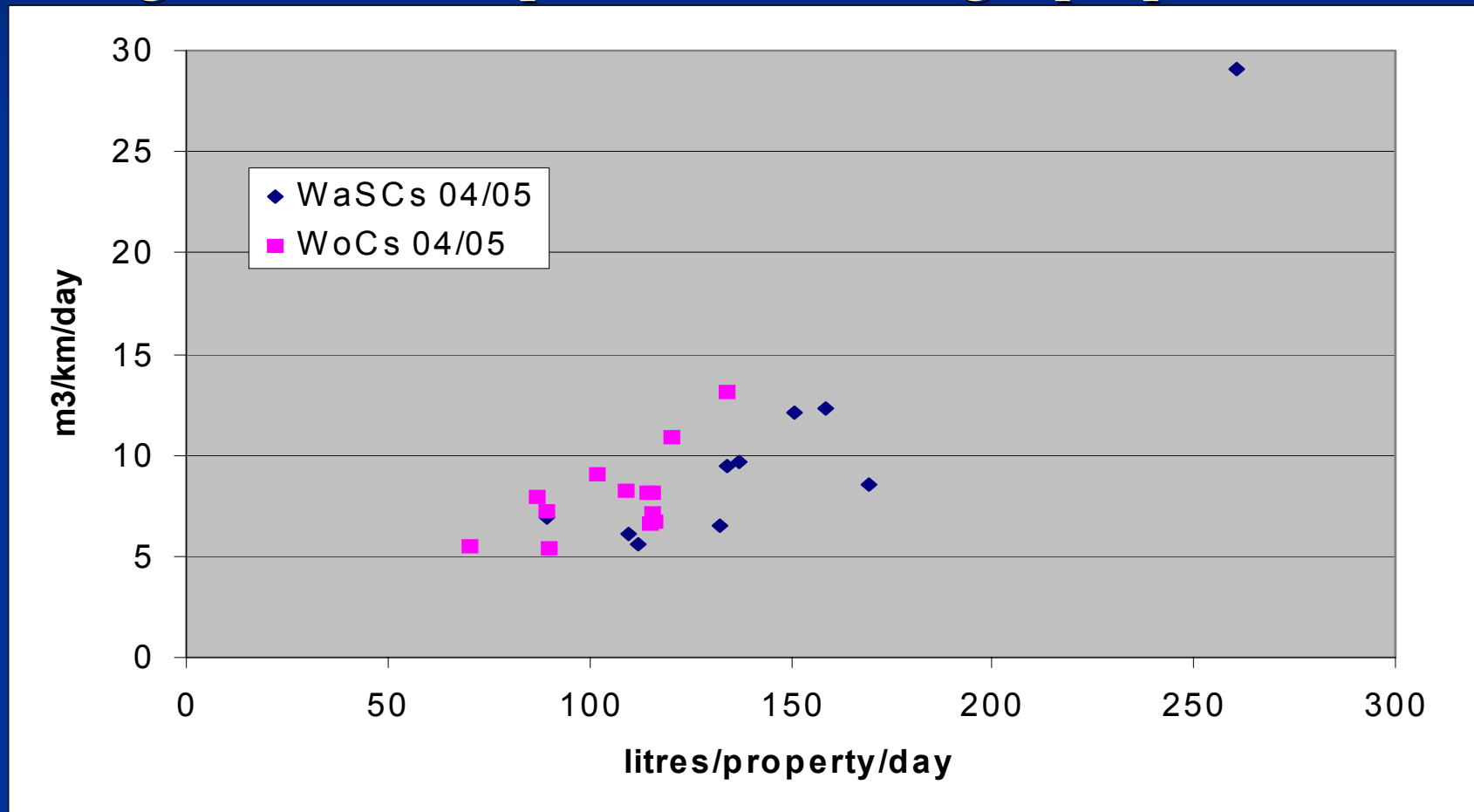
■ England and Wales

- Companies report to Ofwat each year
- Standard format, detailed guidelines, audited
- Detailed report published by Ofwat each year
 - available on website – www.ofwat.gov.uk
- **Ofwat does not use ILI!**
- Figures shown in l/prop/day and m³/km/day
- Compares companies against their stated ELL (Economic Level of Leakage)

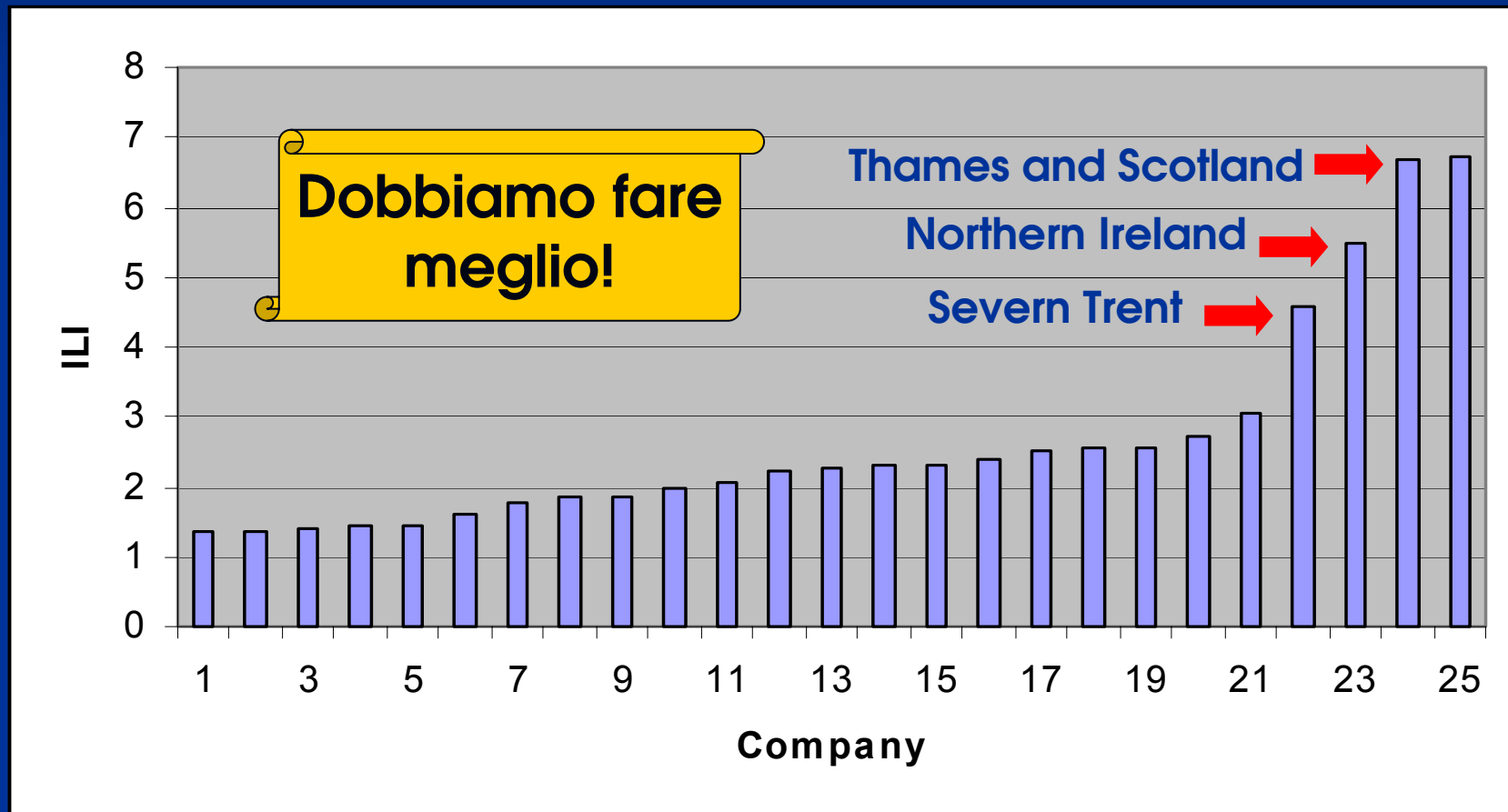
■ Scotland and Northern Ireland

- Internal reporting at present – no published figures

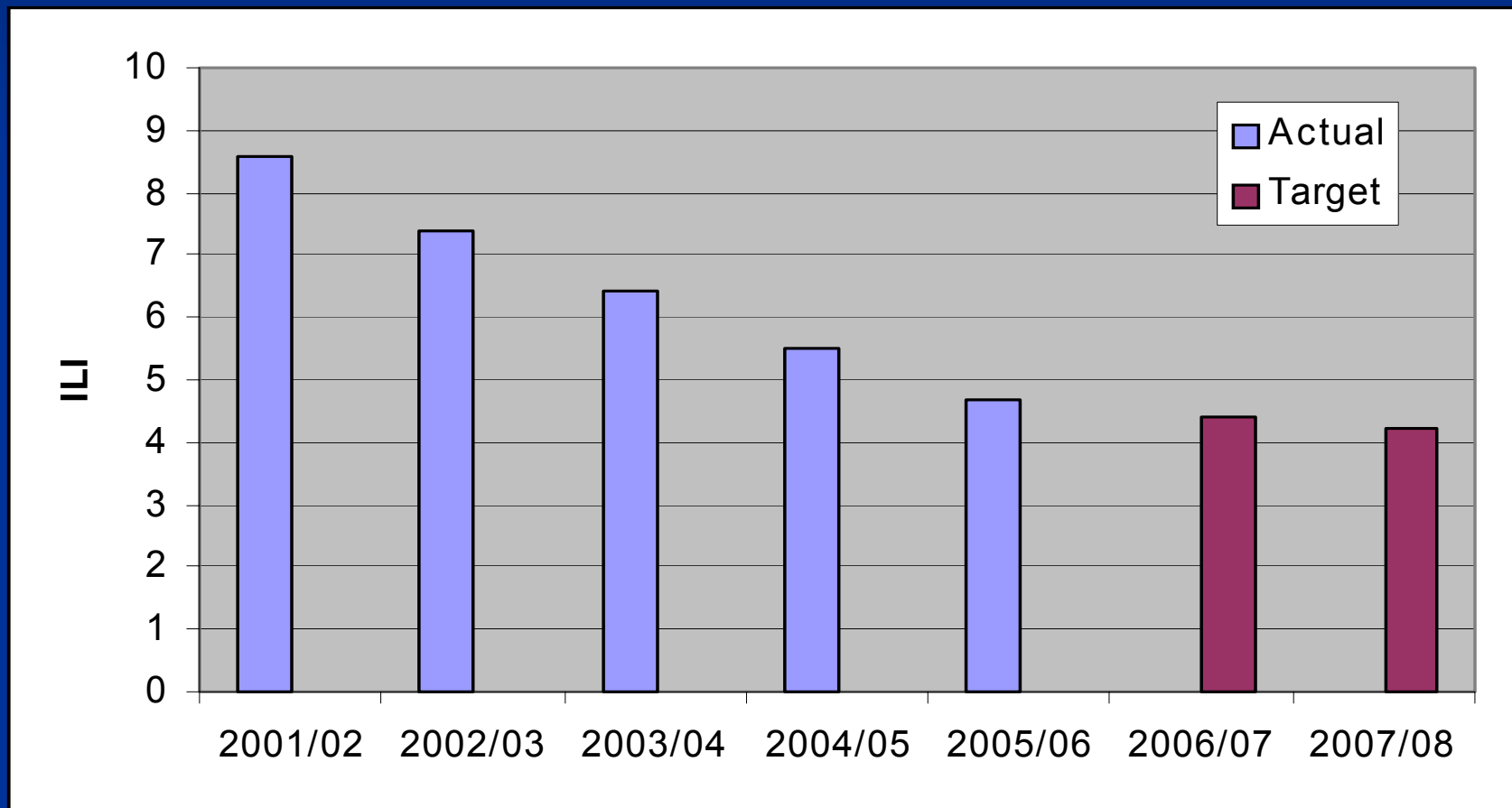
■ England & Wales performance using l/prop and m3/km



■ Company performance using ILI (2004/05)



■ Northern Ireland



■ Summary

- England and Wales – significant progress after 1995/96 drought but has risen since
- Ofwat compares company performance (does not use ILI)
- Northern Ireland making significant progress in last four years
- Scotland has to make similar progress (at least halve leakage) in next four years
- Significant media attention on leakage in Southern England this year due to drought (hosepipe bans, non-essential use ban etc) and Thames Water promotion of need for desalination plant for London

Leakage Italy 2006

GCA

ISOIL 

IWA Water Loss Task Force Visit Italy
Genova - Ferrara 15-19 May 2006

ABB

*f*ondazione
AMGA onlus